

# 2016 State Of The County Health Report

*Jones County, NC*



Promoting sound health policies,  
preventing and controlling the spread of disease,  
and safeguarding the integrity of the environment  
for all citizens of Jones County.

# About the Report

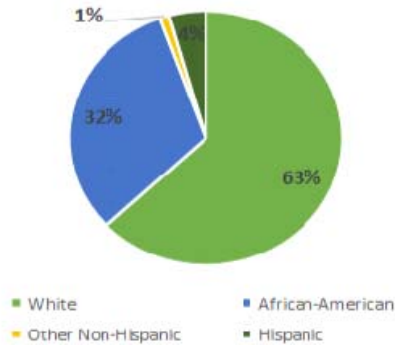
The State Of The County Health (SOTCH ) Report is created during the years between Community Health Assessments as a way to track and present annual changes and progress in the health of the county. The SOTCH is a document which provides an overview of leading health priorities, emerging issues, and health initiatives in the county.

## Table of Contents

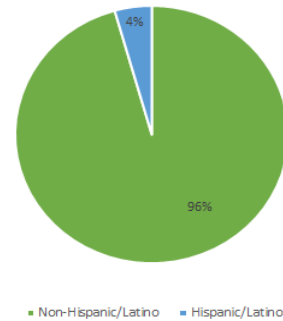
Jones County at a Glance. . . . .	3
Jones Priorities & Progress	
<i>Obesity</i> . . . . .	4
<i>Substance Abuse/Mental Health</i> . . . . .	4
Emerging Issues . . . . .	5
County Health Ranking . . . . .	6
New Initiatives. . . . .	6
Leading Causes of Death . . . . .	7
Birth Outcomes & Other data . . . . .	8
References . . . . .	10

# Jones County at a Glance

## 2015 Race/Ethnicity Estimates

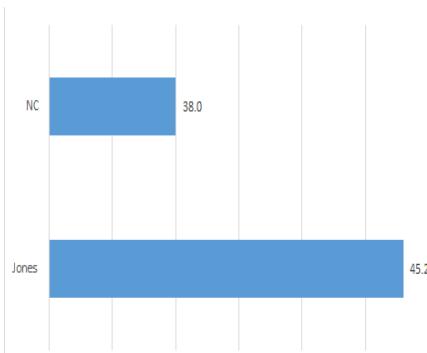


## 2015 Estimate of Hispanic/Latino Population



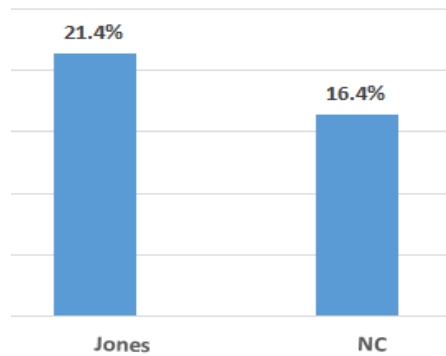
## Median Age

The median age for Jones County is 7 years older than that of the state.



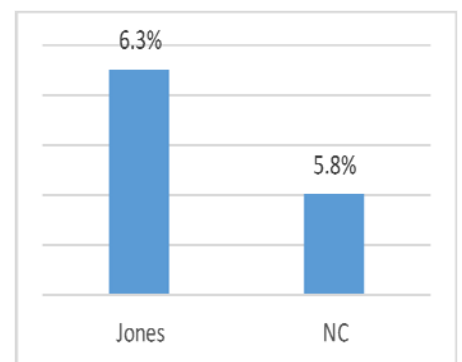
## Poverty

The percent of people living in poverty in Jones is higher than the state.

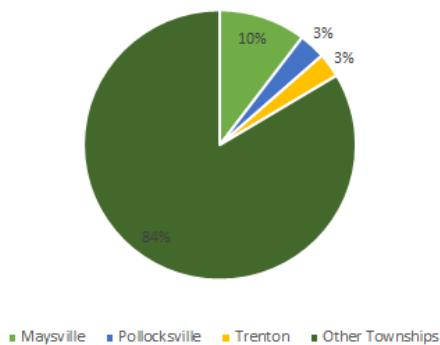


## Unemployment

The percent of people unemployed in Jones is higher than in the state.



## 2015 Township Estimates



2015 Population Estimate:

10,166

## Leading Health Priorities

In Jones County, a Community Health Assessment (CHA) is conducted every three years in collaboration with CarolinaEast Health System, Craven County Health Department, Pamlico County Health Department and community/regional agencies. The most recent CHA was performed in 2014. The CHA process involved a review of county health data, as well as the collection and review of community input on topic of health. Once all data was reviewed, leading health priorities were selected prior to action planning. These were the top health priorities identified in the 2014 CHA:

Obesity

Mental Health

Substance Abuse

*\* Mental Health and Substance Abuse often go together; therefore, only one action plan was written for those two priorities.*

# Obesity

## PROGRESS MADE IN 2016

- Jones County Health Department implemented an Employee Wellness Program using FitBit fitness trackers. 90% of health department staff participated in the program and were motivated toward their fitness goals.
- The Health Educator continued to improve the food environment by offering healthy options in the Healthy Snack Bar, located in the Department of Social Services' Multipurpose Room.

# Substance Abuse

## PROGRESS MADE IN 2016

- In March, an Operation Medicine Drop event was held to give residents the opportunity to prevent drug abuse and theft by ridding their home of unwanted prescription drugs.
- Jones County Health Department purchased a prescription drug drop-box for the Maysville Police Department so residents can dispose of unused or expired medications throughout the year.



- Coastal Coalition for Substance Abuse Prevention (CCSAP) and the Jones County Task Force co-sponsored a Town Hall Meeting on December at the Jones County Civic Center in Trenton. Matt Knight, NC ALE Special Agent, was the guest speaker for the event. Knight, in his presentation “When Love Is Not Enough”, educated parents on what red flags they should be looking for in their kids. He discussed what to look for in their bedrooms and where to find them. Volunteers were called up to search the bedroom scene for these items.



*Task force members and organizations have been working to address underage drinking & drug misuse and abuse.*

# Emerging Issues

## PUBLIC HEALTH CONSOLIDATION

- In 2016, Jones County Commissioners discussed consolidating its county health department and department of social services into a single human services agency. An informational meeting was scheduled, with the three Boards, allowing representatives from the UNC School of Government to lead the discussion on the options of human services, organizational-type options.

## HURRICANE MATTHEW

- Hurricane Matthew struck eastern North Carolina in October 2016. During the hurricane and the torrential flooding that followed, Jones County opened an emergency shelter for residents. Jones County law enforcement and emergency services performed rescue missions. Besides the home missions, many farmers lost livestock. Schools were forced to close down for a week, waiting on waters to recede and roads to clear.

# County Health Rankings

Each year, the Robert Wood Johnson Foundation release the County Health Rankings. The rankings allow you to see how the health of your county compare to other counties in your state. Below you can see how Jones County ranks in 2016 (out of 100 counties, where “1” is the best rank).

Health Outcomes	82
Length of Life	86
Quality of Life	75
Health Factors	41
Health Behaviors	45
Clinical Care	20
Social & Economic Factors	67
Physical Environment	7

## New Initiatives

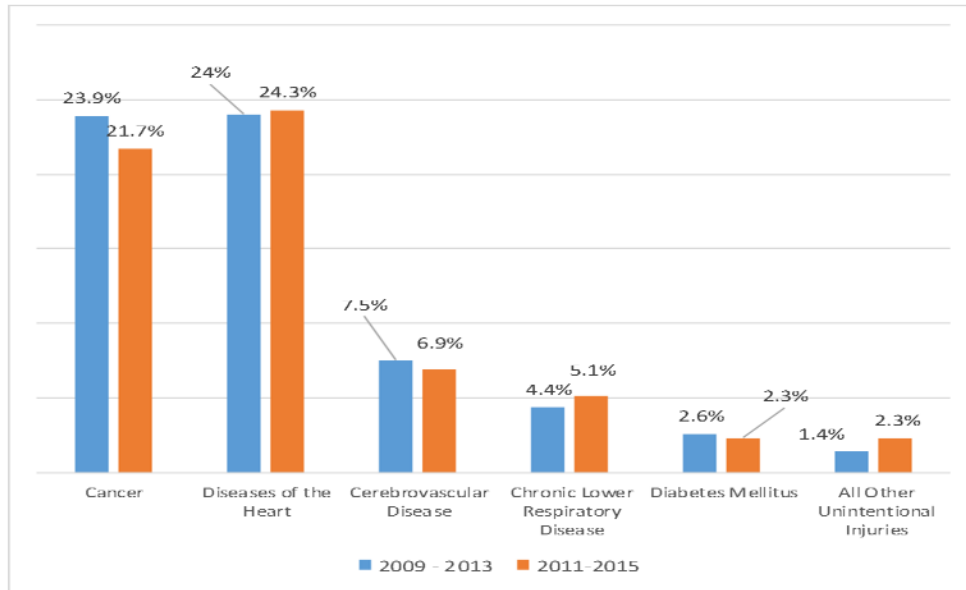
- Jones County Health Department is working to increase minority access to and participation in diabetes prevention by implementing the Minority Diabetes Prevention Program (MDPP). In 2016, health department staff received training. The first MDPP program is scheduled for February 2017.
- Jones County Health Department is working with local partners to address child injuries. The Child Passenger Safety Program focuses on promoting proper safety seat restraint use for children until they transition to the vehicle safety belt (approximately birth through nine years of age), increasing risk perception and correct usage of child restraints among parents and caregivers through outreach and education, providing proper installation education and addressing the barriers that prohibit access to safety devices.



*Jones County Health Department receives shipment of car seats for the Car Seat Program.*

# Leading Causes of Death

Leading Causes of Death, 2009–2013 versus 2011 - 2015



## LEADING CAUSES OF DEATH IN JONES COUNTY (2011-2015)

1. Heart Disease
2. Cancer
3. Cerebrovascular Disease
4. Chronic Lower Respiratory Disease
5. Unintentional Injuries
6. Septicemia
7. Unintentional Motor Vehicle Injuries
8. Diabetes Mellitus
9. Pneumonia & Influenza
10. Suicide
11. Nephritis, Nephrotic Syndrome & Nephrosis
12. Chronic Liver Disease
13. Homicide
14. HIV Disease

Age Groups	Rank	Cause Of Death	No. Of Deaths	Death Rate
<b>Total Deaths - All Ages</b>			<b>626</b>	<b>1231.5</b>
00-19 Years	<b>Total Deaths - All Causes</b>		<b>8</b>	<b>73.2</b>
	1	Conditions originating in the perinatal period	3	27.4
	2	Motor Vehicle Injuries	2	18.3
20-39 Years	<b>Total Deaths - All Causes</b>		<b>19</b>	<b>172.3</b>
	1	Motor Vehicle Injuries	3	27.2
		Suicide	3	27.2
		Other Unintentional injuries	3	27.2
	2	Cancer - All Sites	2	18.1
		Diseases Of The Heart	2	18.1
		Homicide	2	18.1
40-64 Years	<b>Total Deaths - All Causes</b>			<b>716.7</b>
	1	Cancer - All Sites	45	246.2
	2	Diseases Of The Heart	24	131.3
65-84 Years	<b>Total Deaths - All Causes</b>		<b>297</b>	<b>3183.6</b>
	1	Cancer - All Sites	79	846.8
	2	Disease Of The Heart	76	814.7

# Birth Outcomes & Statistics

## Resident Live Birth Rates per 1,000 Population (2011-2015)

Total		Non-Hispanic								Hispanic	
		Total		White		Black		Other			
Births	Rate	Births	Rate	Births	Rate	Births	Rate	Births	Rate	Births	Rate
498	9.8	470	9.6	326	10.2	138	8.5	6	11.3	28	13.2

*There were 498 live births between 2011 and 2015, 94% of which were non-Hispanic.*

## Resident Birth Risk Factors & Characteristics (2015)

		Births	% of Births
Trimester Care Began	1 <sup>st</sup>	63	70.0
	2 <sup>nd</sup>	17	18.9
	3 <sup>rd</sup>	7	7.8
Infants Breastfed at Discharge	Yes	67	74.4
	No	23	25.6
Maternal Pre-Pregnancy BMI	Underweight (<18.5)	3	3.3
	Normal (18.5-24.9)	32	35.6
	Overweight (25.0 – 29.9)	20	22.2
	Obese (30.0)	34	37.8

*In 2015, 70% of mothers began prenatal care during the first trimester; 74% were breastfed at discharge; and 60% mothers had a pre-pregnancy BMI that was considered "overweight or obese."*

## Resident Birth Weights (2011-2015)

	Births	% of Births
Premature Births (<37 weeks)	58	11.4
Low Birth Weight	49	9.8
Very Low Birth Weight	15	3.0

*From 2011-2015, 11.4% of births were premature, and 11.8% were born with a "low" or "very low" birth weight.*

## Life Expectancy at Birth

	2011-2013	2013-2015
<b>TOTAL</b>	76.2	77.6
Male	73.9	74.8
Female	78.3	80.6
White	78.0	78.2
African-American	73.4	76.3

*The life expectancy has increased from 76.2 years in 2011-2012 to 77.6 years in 2013-2015.*



# Morbidity Data

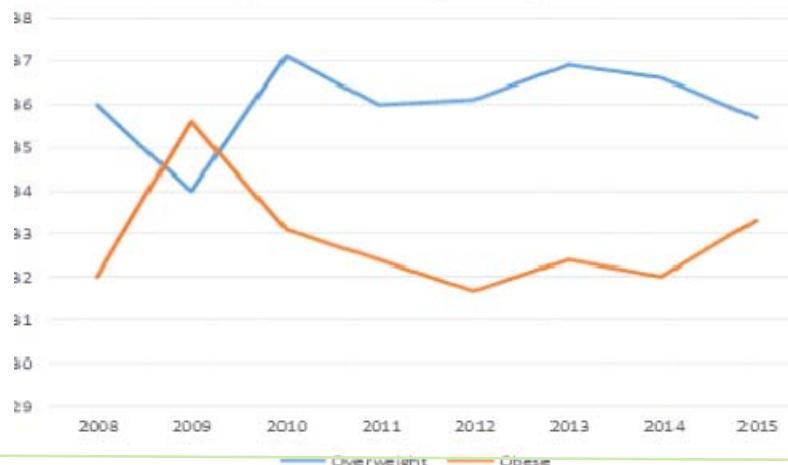
## Projected New Cancer Cases & Deaths for Jones County, 2016

*It is estimated that there were 73 new cases of cancer diagnoses and 27 cancer-related deaths in 2016.*

	Total	Lung/ Bronchus	Female Breast	Prostate	Colon/Rectum
Projected New Cases	73	11	12	10	6
Projected Deaths	27	8	2	1	2

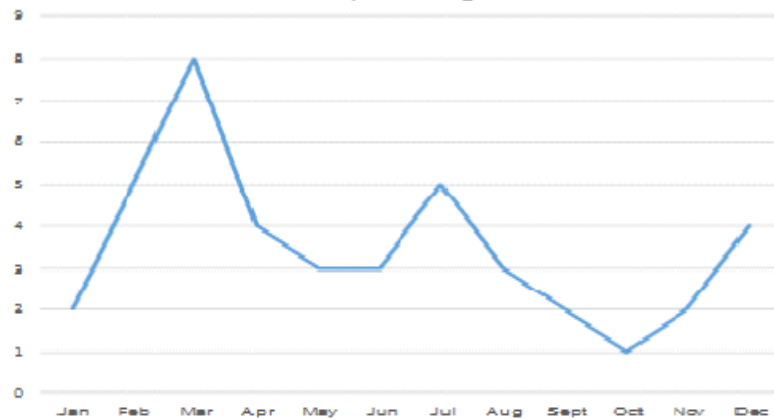
*According to the Behavioral Risk Factor Surveillance System (BRFSS), 36% of respondents in Eastern NC reported they are overweight; 33% reported they were obese.*

Overweight and Obesity in ENC, 2008-2015



*From Jones County, there were 42 emergency room admissions due to Medication/Prescription Drug Overdose.*

Medication/Prescription Drug Overdose, 2016



For more information, please contact the Jones County Health Department at 252-448-9111

# References

Centers for Disease Control and Prevention, Diabetes Data and Trends, County Level Estimates of Diagnosed Diabetes - of Adults in North Carolina 2004, 2013; <https://www.cdc.gov/diabetes/atlas/countydata/atlas.html>

County Health Rankings and Roadmaps, 2016. University of Wisconsin Population Health Institute. <http://www.countyhealthrankings.org/app/north-carolina/2016/rankings/jones/county/outcomes/overall/snapshot>

Jones County 2014 Community Health Assessment; March 2015.

*Jones Post*. Operation Medicine Drop coming to Jones County. March 17, 2016.

Kinston.com. Jones County begins clean up. October 13, 2016. <http://www.kinston.com/news/20161013/jones-county-begins-clean-up>

Kinston.com. Students in Greene, Jones County return to class this week. October 19, 2016. <http://www.kinston.com/news/20161019/students-in-greene-jones-county-return-to-class-this-week>

North Carolina Disease Event Tracking & Epidemiologic Collection Tool, 2017. County-level Syndrome Charts. Overdose: Medication or Drug Overdose, January 1 - December 31, 2016.

North Carolina State Center for Health Statistics, County Health Data Books (2011-2015). Jones County Life Expectancy at Birth. <http://schs.state.nc.us/data/databook/CD8A%20State%20and%20County%20Life%20Expectancies%20at%20birth.html>

North Carolina State Center for Health Statistics, County Health Data Book (2017), Mortality, Death Counts and Crude Death Rates per 100,000 for Leading Causes of Death, by Age Groups, NC, 2011-2015.

North Carolina State Center for Health Statistics, County-level Data. County Health Data Book (2017). North Carolina Resident Live Birth Rates per 1,000 Population. <http://schs.state.nc.us/data/databook/CD3%20Live%20birth%20rates.html>

North Carolina State Center for Health Statistics, County-level Data. County Health Data Book (2017). Birth Indicator Tables by State and County. Jones County Residents Births of 2015. <http://schs.state.nc.us/data/databook/birthindicators/Jones.pdf>

North Carolina State Center for Health Statistics, BRFSS (2015). Survey Results. ENC Derived Variables and Risk Factors. BMI Grouping. <http://www.schs.state.nc.us/data/brfss/2015/east/rf1.html>

North Carolina State Center for Health Statistics, County-level Data, County Health Data Book (2017), Projected New Cancer Cases & Deaths for Jones County.

US Census Bureau, American Community Survey, Estimates. 2015. [https://factfinder.census.gov/faces/nav/jsf/pages/community\\_facts.html](https://factfinder.census.gov/faces/nav/jsf/pages/community_facts.html)